

Formatted: Font color: Custom Color(23,54,93)



C2M.v2.7.CCB-v2.6

4.1.1.3c C2M.CCB-EBS.Manage A/P Procedures

Creation Date: December 29, 2009

Last Updated: [February 11, 2020](#) [October 28, 2019](#) [February 10, 2019](#) [August 15, 2018](#) [August 13, 2018](#)

ORACLE

Formatted: Header, Centered, Tab stops: Not at 7.25"

Formatted: Font: (Default) Arial, 6 pt, Bold, Font color:

Formatted: Font color: Custom Color(RGB(23,54,93))

Copyright © 2019, Oracle. All rights reserved.

This document is provided for information purposes only and the contents hereof are subject to change without notice. This document is not warranted to be error-free, nor subject to any other warranties or conditions, whether expressed orally or implied in law, including implied warranties and conditions of merchantability or fitness for a particular purpose. We specifically disclaim any liability with respect to this document and no contractual obligations are formed either directly or indirectly by this document. This document may not be reproduced or transmitted in any form or by any means, electronic or mechanical, for any purpose, without our prior written permission. Oracle, JD Edwards, PeopleSoft, and Siebel are registered trademarks of Oracle Corporation and/or its affiliates. Other names may be trademarks of their respective owners.

Formatted: Header, Centered, Tab stops: Not at 7.25"

Formatted: Font: (Default) Arial, 6 pt, Bold, Font color:

Contents

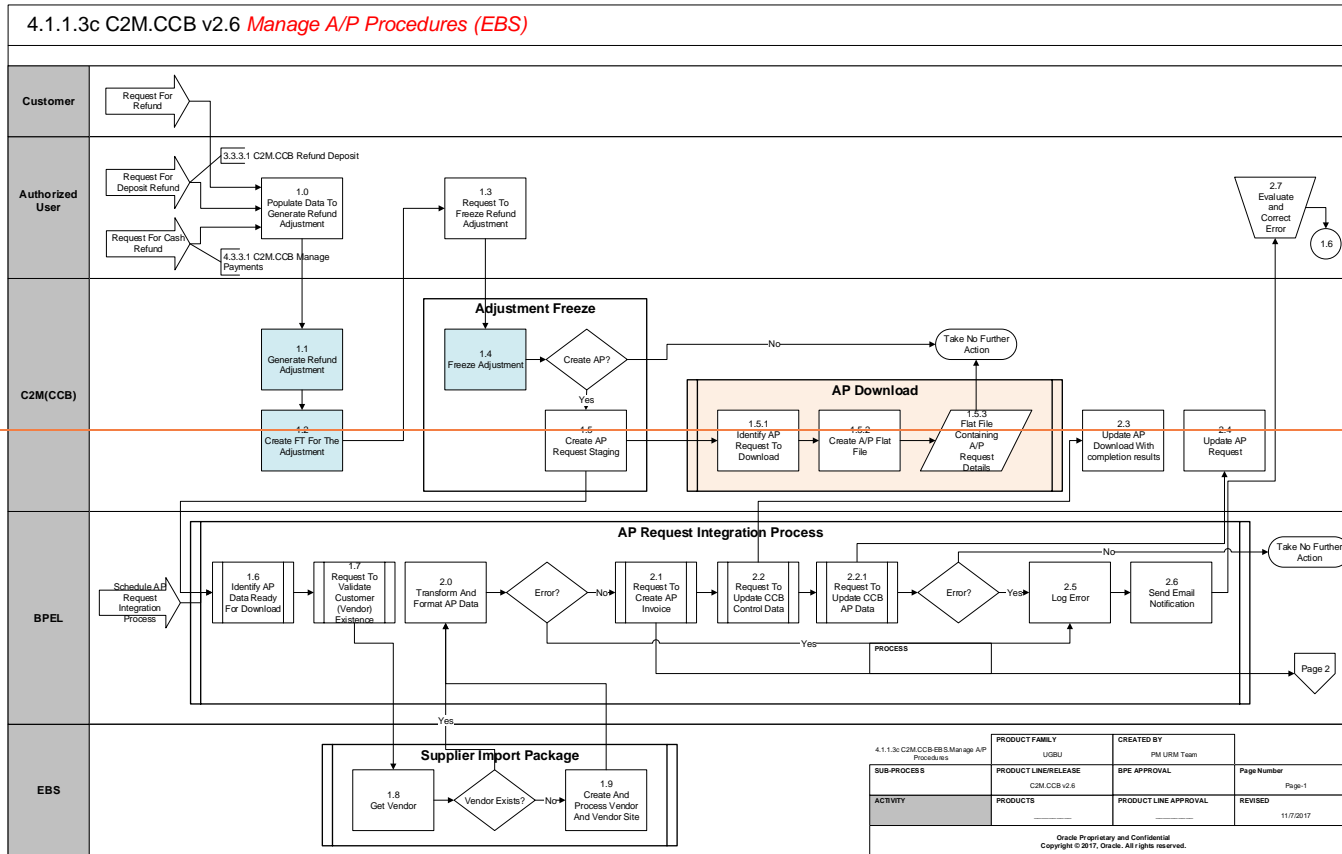
BRIEF DESCRIPTION	4
BUSINESS PROCESS MODEL PAGE1	5
BUSINESS PROCESS MODEL PAGE2	96
BUSINESS PROCESS MODEL PAGE3	127
BUSINESS PROCESS MODEL PAGE4	158
DETAIL BUSINESS PROCESS MODEL DESCRIPTION.....	199
TEST DOCUMENTATION RELATED TO THE CURRENT PROCESS	3124
DOCUMENT CONTROL	3222
ATTACHMENTS:	3323
<i>AP Integration Configuration</i>	3323

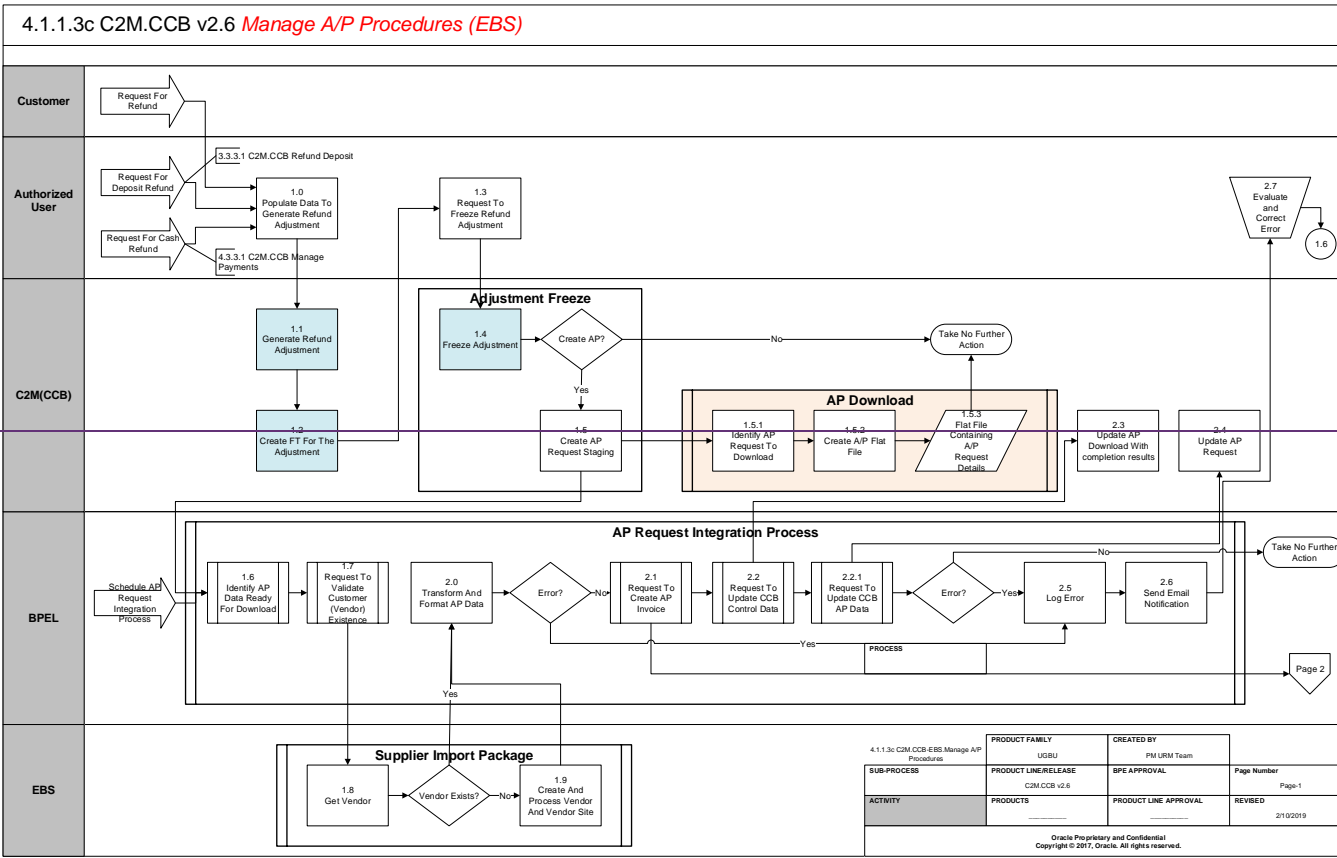
Brief Description

Business Process: 4.1.1.3c C2M.CCB-EBS.Manage AP Procedures
Process Type: Sub Process
Parent Process: 4.1.1 C2M.CCB Develop Financial Procedures
Sibling Processes: 3.3.3.1 C2M.CCB Refund Deposit, 4.3.3.1 C2M.CCB Manage Payments

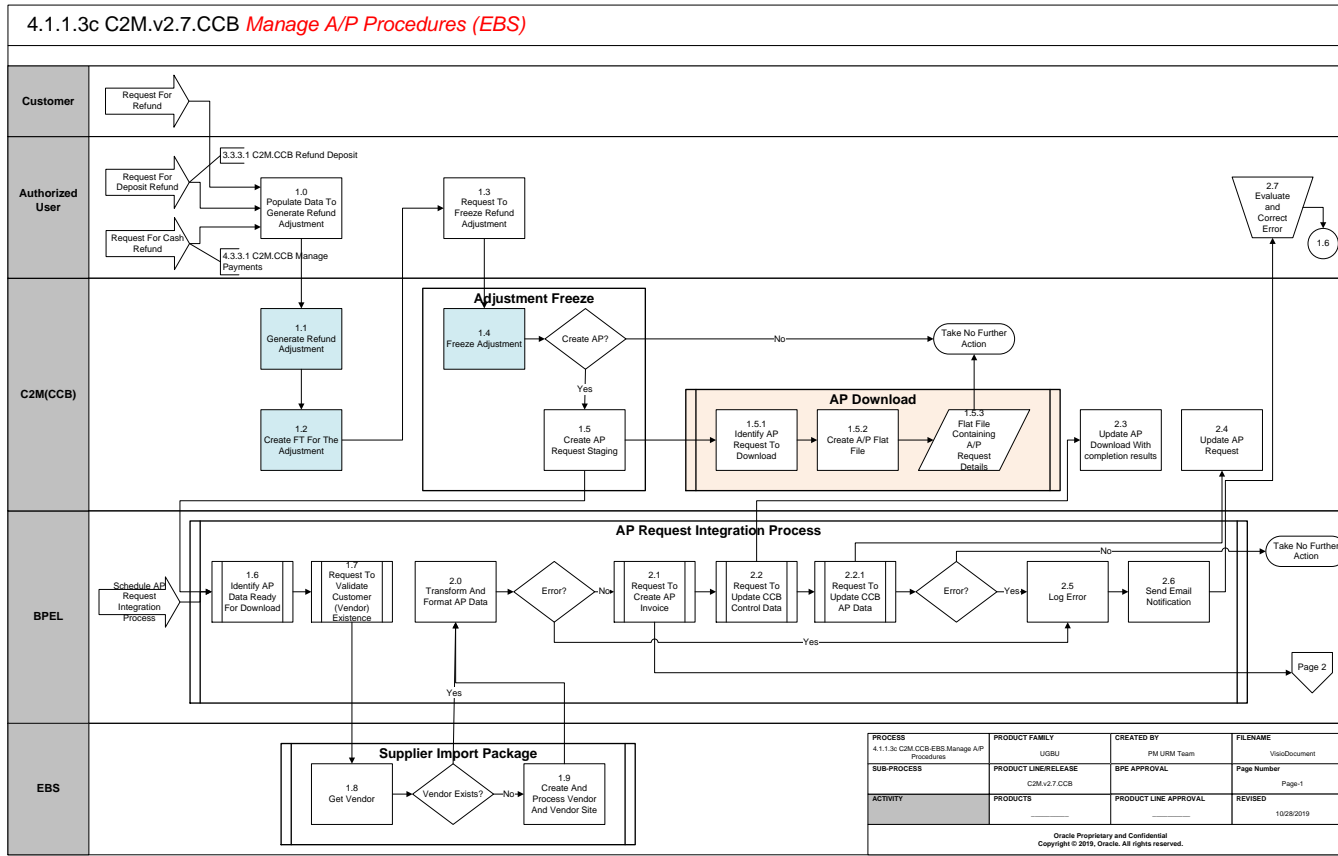
This document describes the process that takes place when refunds are processed in C2M(CCB) and are required to be processed and paid to the Customer through the Oracle E-Business Suite Revenue Accounting Accounts Payable System.

Business Process Model Page1



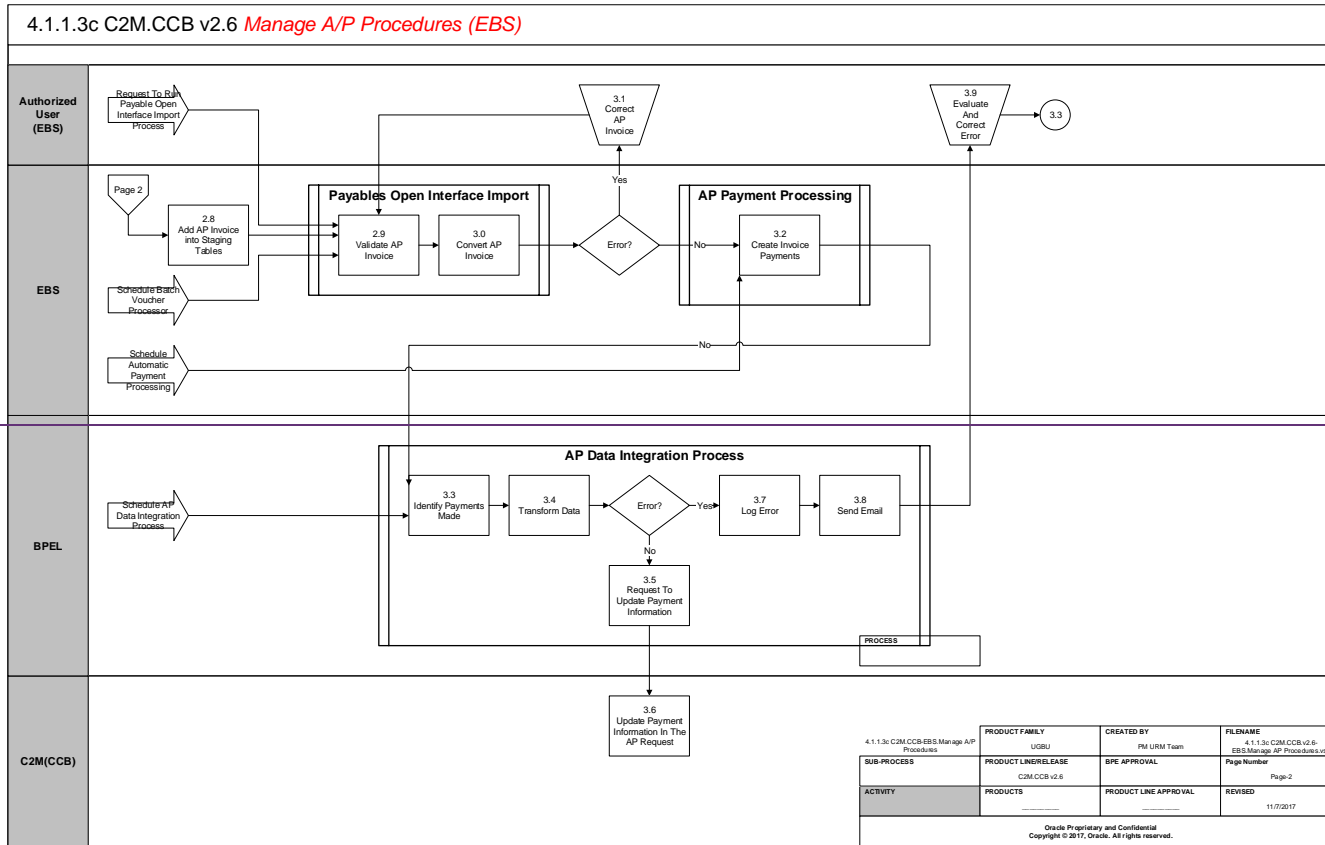


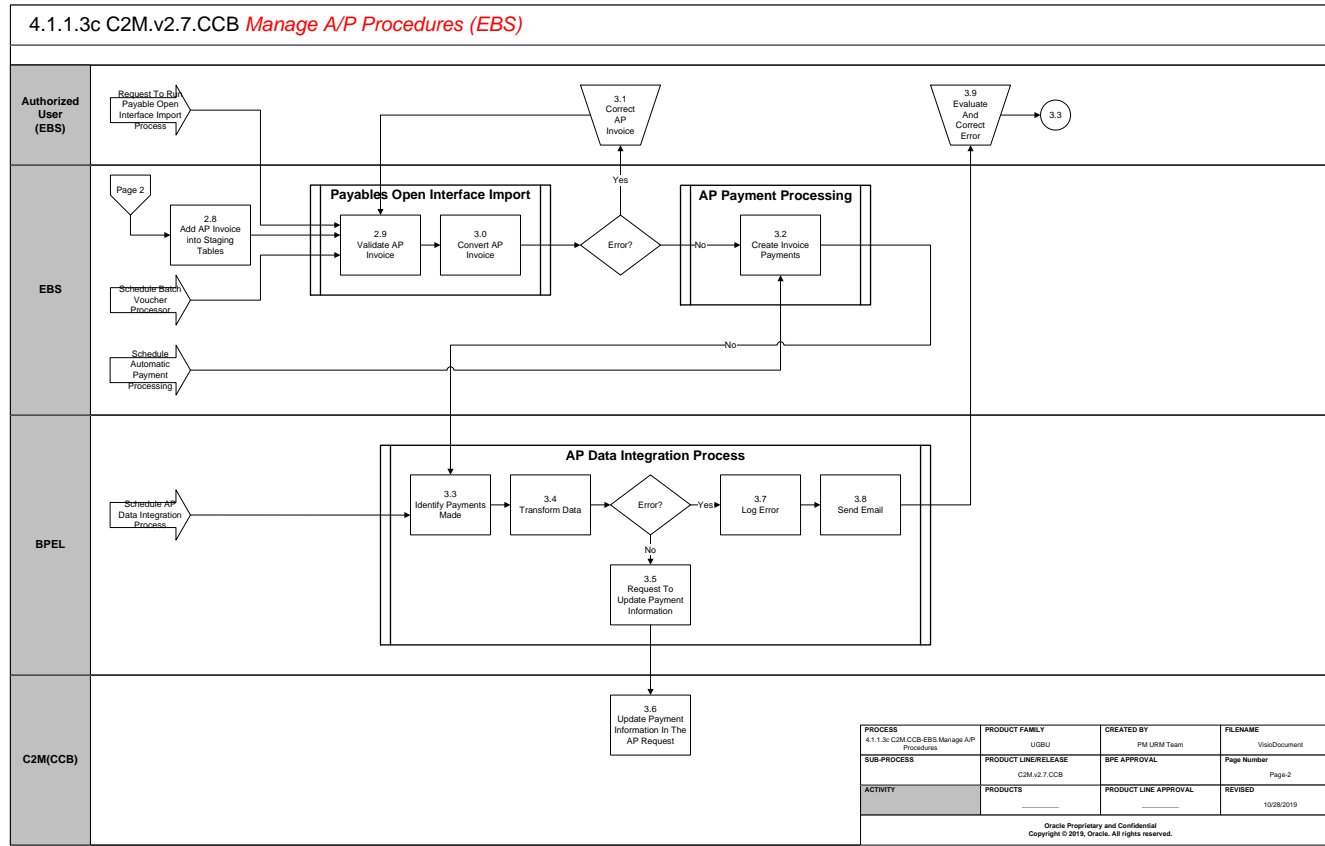
Field Code Changed



Field Code Changed

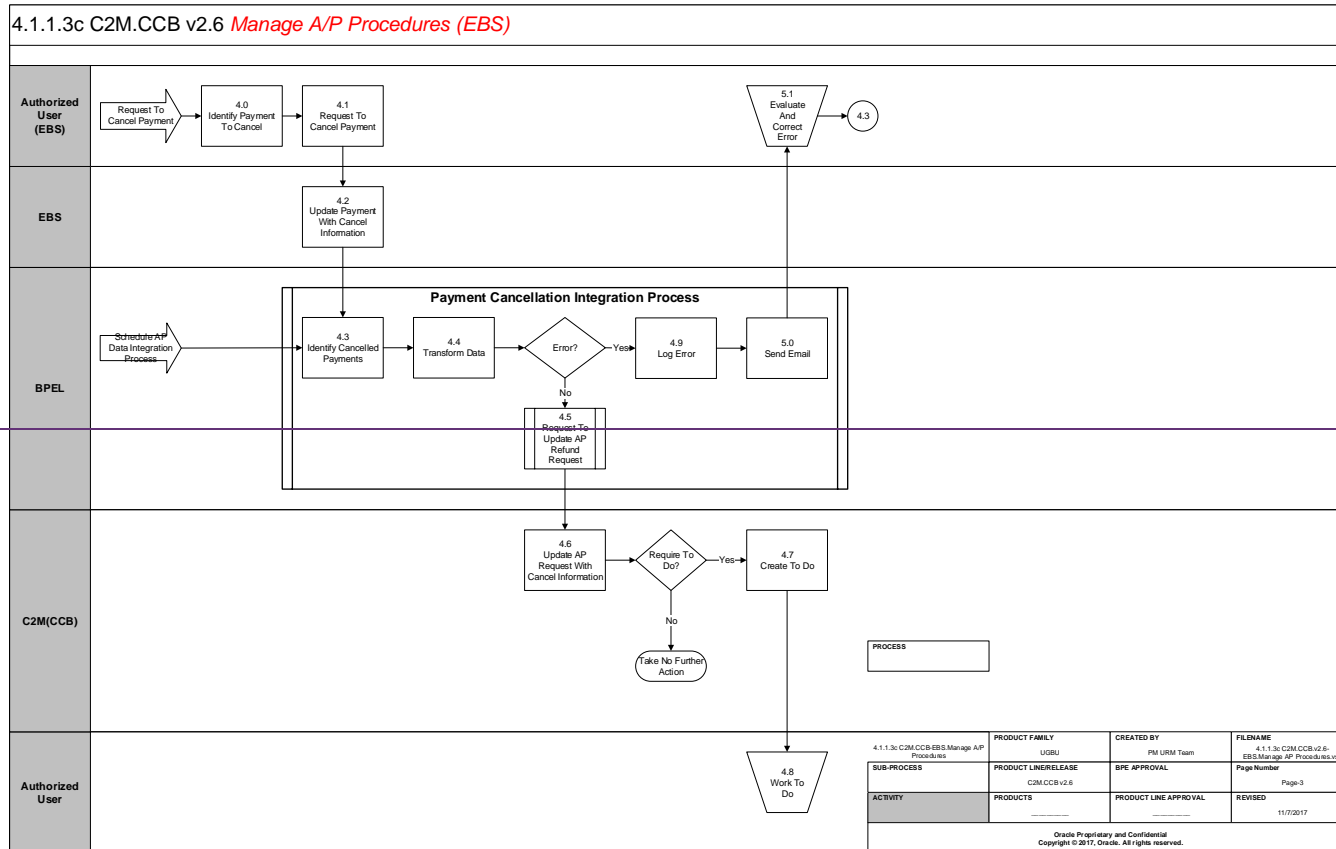
Business Process Model Page2

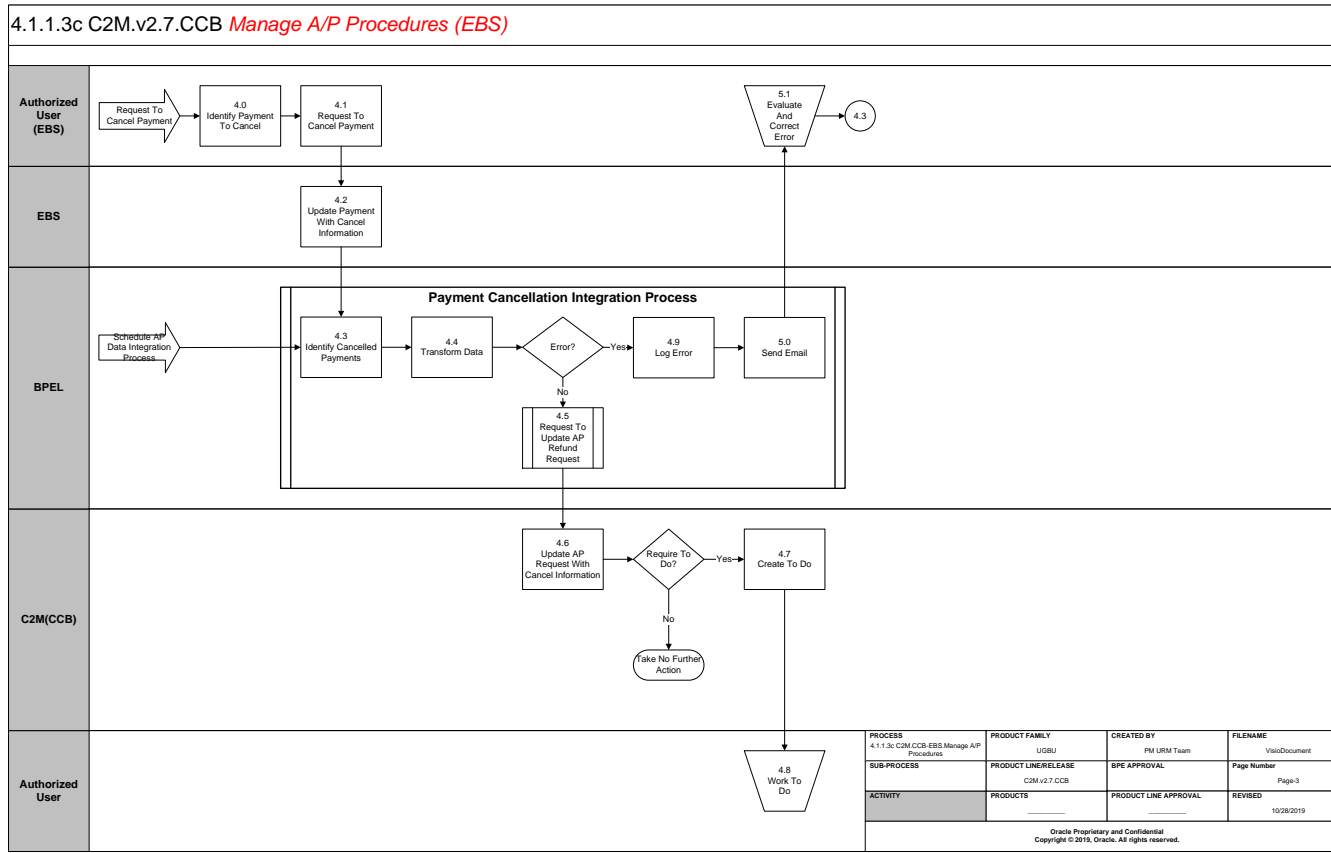




Field Code Changed

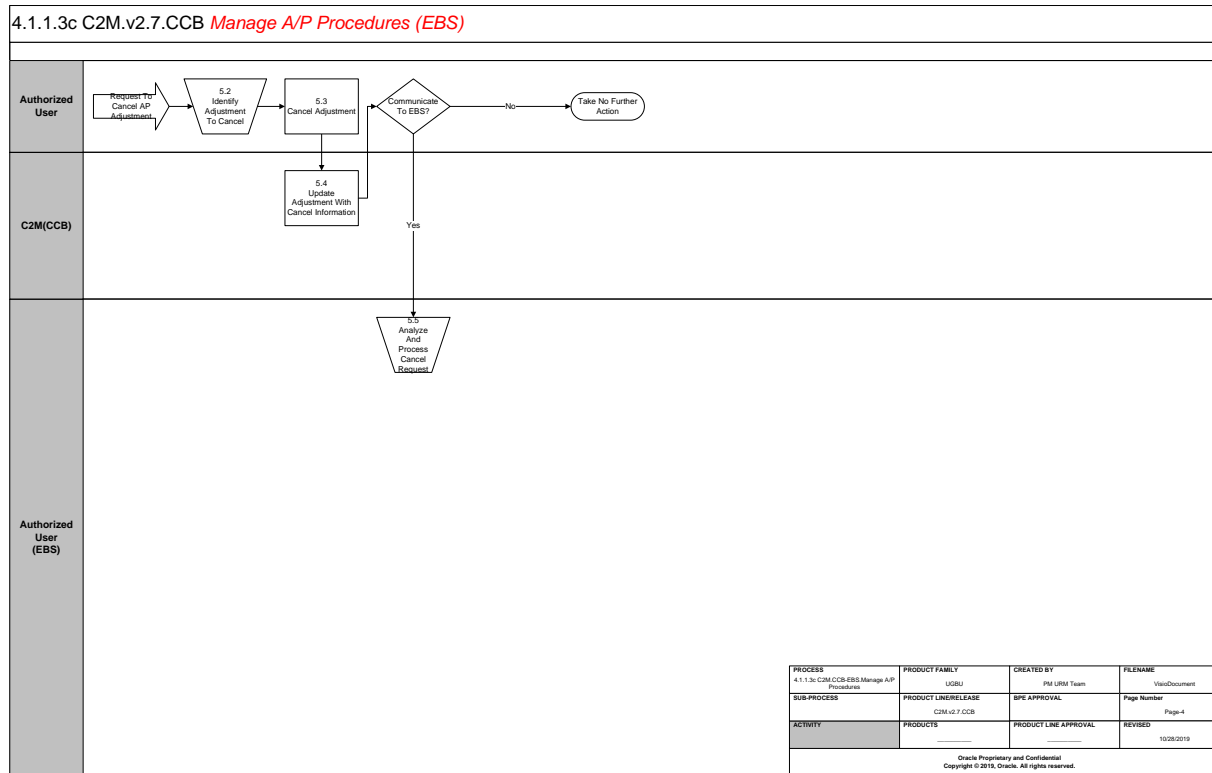
Business Process Model Page3



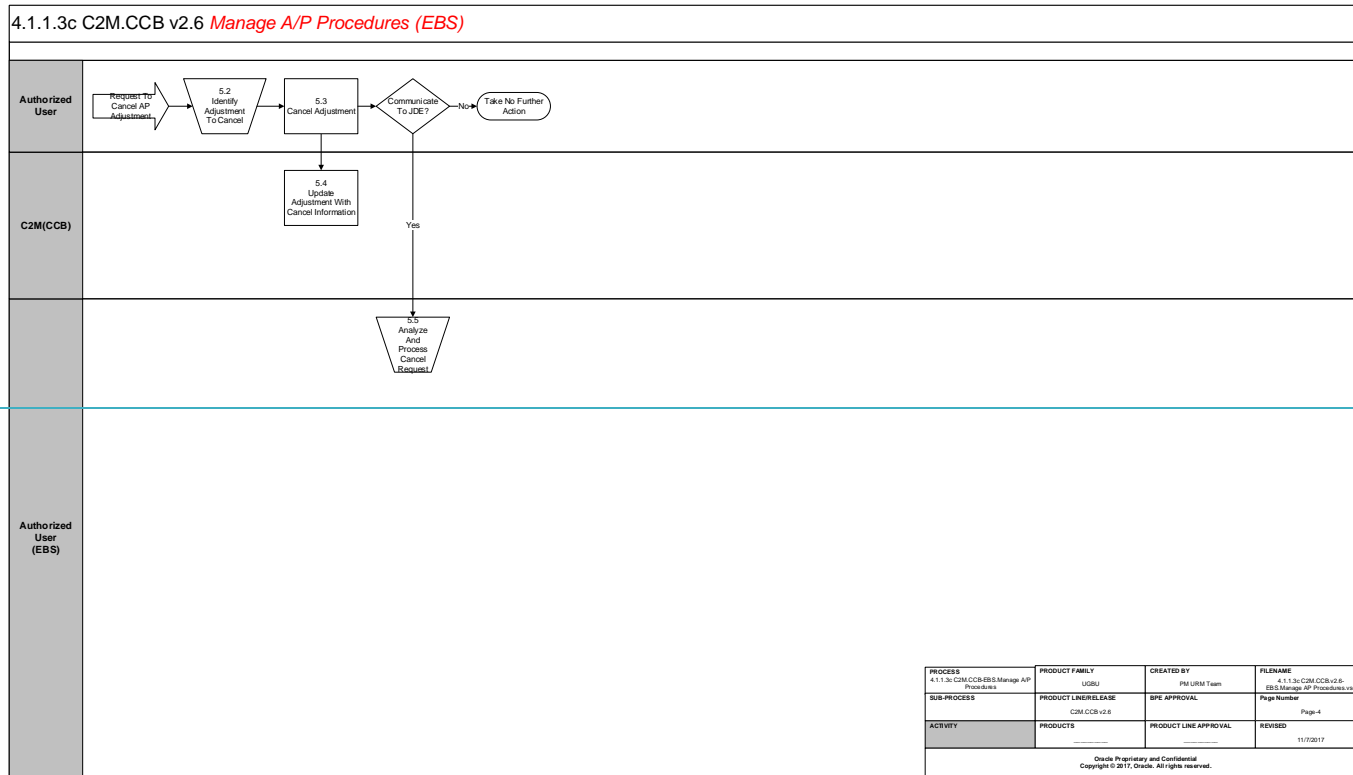


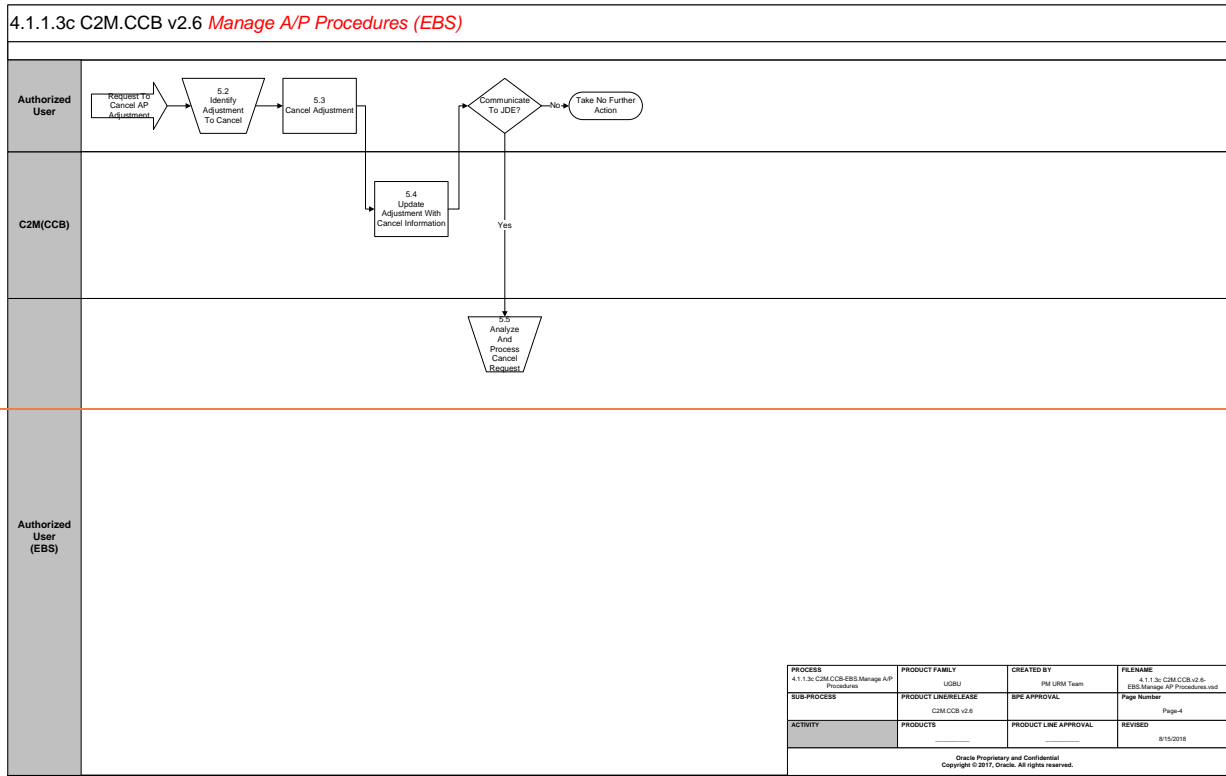
Field Code Changed

Business Process Model Page4

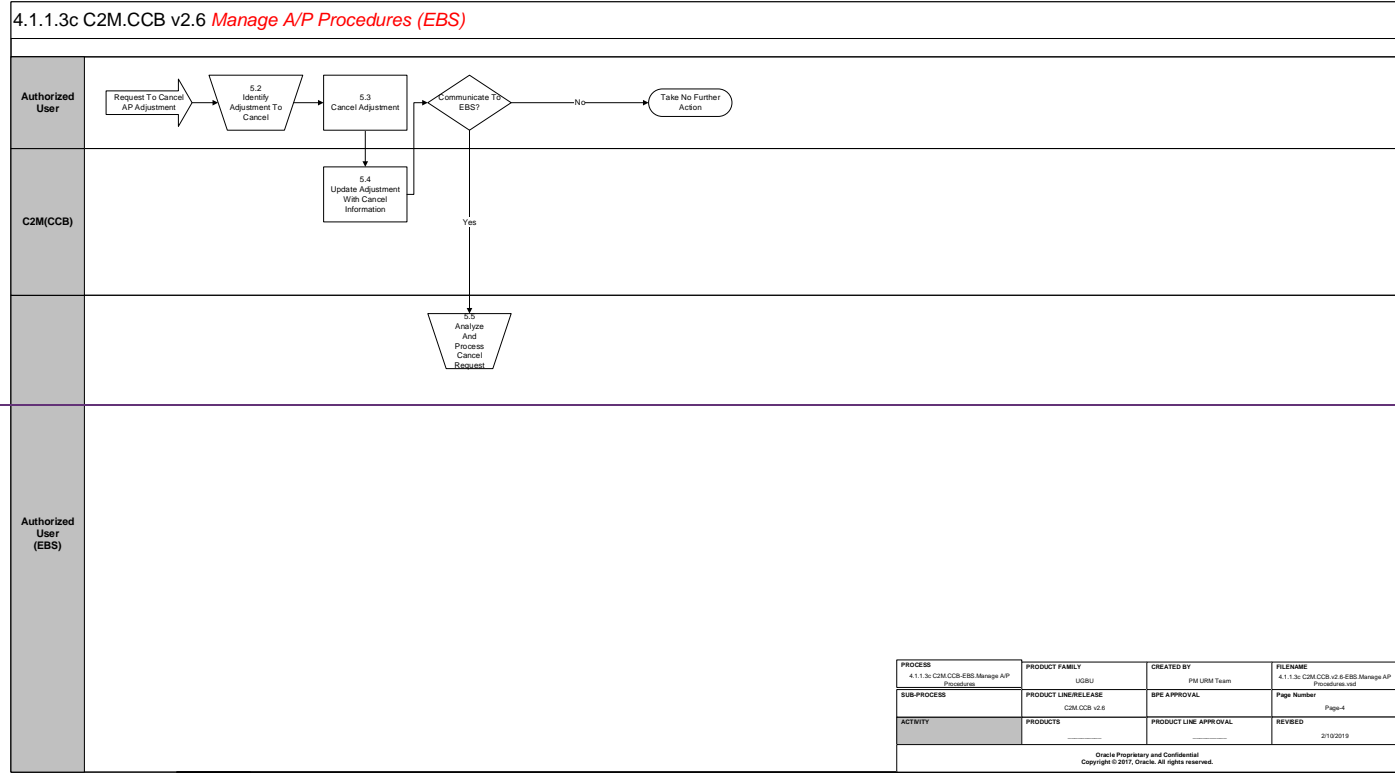


Field Code Changed





Field Code Changed



Field Code Changed

Detail Business Process Model Description

1.0 Populate Data to Generate Refund Adjustment

Actor/Role: Authorized User

Description:

The Authorized User initiates the Refund Adjustment creation upon request from the Customer, Deposit being refunded, or a Cash refund being processed in C2M(CCB).

1.1 Generate Refund Adjustment

Actor/Role: C2M(CCB)

Description:

An adjustment is created in C2M(CCB) to refund money to the customer via an AP check request.

Configuration required Y

Entities to Configure:

Adjustment Type
Installation Options - Framework
AP Request Type

Note: Adjustment type for the created adjustment must reference an AP Request Type.

Process Plug-in ~~enabled~~Enabled Y

Available

Algorithm(s):

ADJG-RT - Adjustment generation - apply rate
C1-ADI-INFO - Adjustment Information (Algorithm Type)

Business Object Y

Business Object:

C1-Adjustment - Adjustment - Read Main Details
C1-AdjustmentType - Adjustment Type - Main Details

1.2 Create FT for the Adjustment

Actor/Role: C2M(CCB)

Description:

C2M(CCB) creates the financial transaction for the adjustment.

Process Plug-in **enabled** **Enabled** **Y** **Available**
Algorithm:

ADJT- AC - AC - Payoff=Current=Adj Amount (Cash Accounting)
ADJT- AD - AD - Payoff=Current=Adj Amount (Cash Accounting)
ADJT-CA - Payoff Amt = 0 / Current Amt = Adj Amount (no GL)
ADJT-GL - Payoff=Current=0 (GL only)
ADJT-NM - Payoff=Current=Adj Amount
ADJT-RA - Payoff=Adj Amt/Current=0, No GL (Conversion Only)
ADJT-TA - Payoff Amt = Adj / Current Amt = 0
ADJT-TC - Payoff=Adj Amt/Current=0 (Cash Accounting)
C1-FTGL-AD - Deferred Accrual WriteDown- Affects Payoff, Curr, GL
C1-FTGL-ADAC - Deferred Accrual Adj - Affects Payoff, Current & GL
C1-FTGL-ADTC - Deferred Accrual Adj - Affects Payoff & GL
C1-SETL-ADJ - FT GL Creation for Settlement Adjustments
C1-AC-TFHDBL - Payoff=Current=Adj Amount (Cash Acctg) Xfer Hldng
C1-ADJT-CL - Payoff=Current=Adj Amt (Calc Line Dist Code Source)
C1-FTGL-ADNM - Process Holding Account Amounts

1.3 Request to Freeze Refund Adjustment

Actor/Role: Authorized User

Description:

Authorized User uses the Adjustment Page in C2M(CCB) to freeze the refund adjustment created in C2M(CCB).

1.4 Freeze Adjustment Group: Adjustment Freeze

Actor/Role: C2M(CCB)

Description:

Adjustment is frozen in C2M(CCB).

Note: Adjustment must be frozen in order for it to be interfaced to the Accounts Payable system.

Process Plug-in **Enabled Y** Available
Algorithm:

ADFR-CRTODO - Adjustment Freeze - Create To-
Do Entry (Algorithm Type).

1.5 Create AP Request Staging Group: Adjustment Freeze

Actor/Role: C2M(CCB)

Description:

C2M(CCB) generates AP Request Data.

1.5.1 Identify AP Request to Download Group: AP Download

Actor/Role: C2M(CCB)

Description:

The custom process selects all AP Request data ready for download to the interfacing system.

Customizable process **Y** Process Name:

APDL - Accounts payable download

Configuration required **Y** Entities to Configure:

Installation Options - Financial

Note: The base package is supplied with a skeletal background process (referred to by the process ID of **APDL**) that must be populated with logic to format the records in the format compatible with your accounts payable system.

~~Note: There is an Express C2M custom process that can be used instead of APDL. This is Express GAP000085~~

~~Customizable process **Y** Process Name:~~

1.5.2 Create AP Flat File Group: AP Download

Actor/Role: C2M(CCB)

Description:

The custom process creates a flat file containing check requests.

Customizable process **Y** Process Name:

APDL - Accounts payable download

Configuration required **Y** Entities to Configure:

Installation Options - Financial

~~Note: There is an Express C2M custom process that can be used instead of APDL. This is Express GAP000085~~

Customizable process Y **Process Name:** CMEXAPR - Accounts payable download

1.5.3 Flat File containing AP Request Details Group: AP Download

Actor/Role: C2M(CCB)

Description:

The created flat file is interfaced to the Accounts Payable System.

Customizable process Y **Process Name:** APDL - Accounts payable download

Configuration required Y **Entities to Configure:** Installation Options - Financial

Note: There is an Express C2M custom process that can be used instead of APDL. This is Express GAP000085

Customizable process Y **Process Name:** CMEXAPR - Accounts payable download

1.6 Identify AP Data ready for Download Group: Get C2M(CCB) AP Data

Actor/Role: BPEL

Description:

The first task in the AP Request Integration is to extract all AP Request Data generated by C2M(CCB). These are data stored in the Adjustment – AP Request Staging created when an adjustment is created using an adjustment type that references an AP Request Type.

Customizable process N **Process Name:** GetCCBAPData
Note: Invoked from CCBToEBSAPBPELProcess

1.7 Request to Validate Customer (Vendor) Existence Group: AP Request Integration

Actor/Role: BPEL

Description:

If no exceptions occur during data translation, BPEL invokes EBS Supplier Import Package to check if Customer in C2M(CCB) exists as a Vendor in EBS.

Customizable process N **Process Name:** CCBToEBSAPBPELProcess

1.8 Get Vendor Group: Supplier Import Package

Actor/Role: BPEL

Description:

The process checks if, given the customer information from C2M(CCB), the vendor exists in EBS.

Customizable process N Process Name: CCB_EBS_SUPPLIERS_IMPORT_PKG

1.9 Create and Process Vendor and Vendor Site Group: Supplier Import Package

Actor/Role: BPEL

Description:

If vendor and vendor site do not exist, they are added in the system using the customer details from C2M(CCB).

Customizable process N Process Name: CCB_EBS_SUPPLIERS_IMPORT_PKG

2.0 Transform and Format AP Data Group: AP Request Integration

Actor/Role: BPEL

Description:

The extracted AP Request data are consolidated and transformed into AP Voucher Data format based on the mapping XSLT.

Customizable process N Process Name: CCBToEBSAPBPELProcess

Note: It is important for both C2M(CCB) and JD Edwards EnterpriseOne Financial Management to have been initially configured for the integration to be successful. Please refer to attachment for required configuration.

2.1 Request to Create AP Vouchers Group: AP Request Integration

Actor/Role: BPEL

Description:

If no exceptions occur during data translation, BPEL loads the formatted AP Voucher data into the E-Business Suite Invoice Interface Tables.

Customizable process N Process Name: CCBToEBSAPBPELProcess

2.2 Request to Update C2M(CCB) Control Data Group: AP Request Integration

Actor/Role: BPEL

Description:

BPEL updates the C2M(CCB) Batch Run Number to indicate that the AP Request Data have been extracted and loaded to E-Business Suite successfully.

Customizable process N Process Name: UpdateCCBAPControlTable - Calls from
CCBToEBSAPBPELProcess

2.2.1 Request to Update C2M(CCB) AP Data Group: AP Request Integration Process

Actor/Role: BPEL

Description:

BPEL updates the C2M(CCB) AP Adjustment Request to indicate that the AP Request Data have been extracted and loaded to E-Business Suite successfully.

Customizable process N **Process Name:**

UpdateCCBAPAdjReqTable Note: Invoked from CCBToEBSAPBPELProcess
--

2.3 Update AP Download with Completion Results

Actor/Role: C2M(CCB)

Description:

Batch Run Number is and will be stamped on the next set of AP Request Data to be downloaded.

2.4 Update AP Request

Actor/Role: C2M(CCB)

Description:

The process updates the Payment Selection Status in the C2M(CCB) AP Adjustment Request Table for the provided AP Request ID.

Configuration required Y **Entities to Configure:**

A/P Request Type

2.5 Log Error Group: AP Request Integration

Actor/Role: BPEL

Description:

If errors occur during extraction of the AP Request Data from Oracle Utilities Customer Care and Billing tables or during loading these transactions into Oracle E-Business Suite Invoice Interface tables, BPEL inserts the error into an error log table.

Customizable process N **Process Name:**

CCBToEBSAPBPELProcess

2.6 Send Email Group: AP Request Integration

Actor/Role: BPEL

Description:

Error notification process, if configured, will notify user by email of an error and the details associated with that error condition.

Note: No user interface is currently provided for the Error Log Table.

Customizable process N **Process Name:**

CCBToEBSAPBPELProcess

2.7 Evaluate and Correct Error

Actor/Role: Authorized User (C2M(CCB))

Description:

The recipient of the email looks through the information sent in the email detailing the records with error. Error correction is done manually. After error is corrected, AP Request Integration Process is invoked.

2.8 Add AP Invoice

Actor/Role: EBS

Description:

Transformed AP Request Data is added into the two Invoice Interface Tables – AP Invoice Interface and AP Invoice Interface Lines.

2.9 Validate AP Invoice Group: Payables Open Interface Import

Actor/Role: EBS

Description:

The process validates the AP Invoices entered into the system.

Customizable process N Process Name:

3.0 Convert AP Invoice Group: Batch Voucher Processor

Actor/Role: EBS

Description:

The process converts the data into AP Invoices within the application.

Customizable process N Process Name:

3.1 Correct AP Voucher

Actor/Role: Authorized User (EBS)

Description:

In cases of exceptions, authorized user manually corrects the entries in the Open Interface Invoices Form and reruns the Batch Voucher Processor.

3.2 Create Invoice Payments Group: Automatic Payment Processing

Actor/Role: EBS

Description:

The process creates payments for the customer.

Customizable process N Process Name: AP Payment Processing

Note: Additional information regarding the Automatic Payment Processing will be provided later on.

3.3 Identify Payments Made Group: AP Data Integration

Actor/Role: BPEL

Description:

The process extracts all payments created during the pay cycle process.

Customizable process N Process Name: EBSToCCBAPDataBPELProcess

3.4 Transform Data Group: AP Data Integration

Actor/Role: BPEL

Description:

The process transforms the extracted payment information using standard XSLT shipped with the product.

Customizable process N Process Name: EBSToCCBAPDataBPELProcess

3.5 Request to Update Payment Information Group: AP Data Integration

Actor/Role: BPEL

Description:

The process sends the payment information to be updated in C2M(CCB).

Customizable process N Process Name: EBSToCCBAPDataBPELProcess

3.6 Update Payment Information in the AP Request

Actor/Role: C2M(CCB)

Description:

The Adjustment that initiated the AP Request is updated with the payment information from EBS.

3.7 Log Error Group: AP Data Integration

Actor/Role: BPEL

Description:

If errors occur during extraction of the payment information from EBS, BPEL inserts the error into an error log table.

Customizable process N **Process Name:** EBSToCCBAPDataBPELProcess

3.8 Send Email **Group: AP Data Integration**

Actor/Role: BPEL

Description:

Error notification process, if configured, will notify user by email of an error and the details associated with that error condition.

Note: No user interface is currently provided for the Error Log Table.

Customizable process N **Process Name:** EBSToCCBAPDataBPELProcess

3.9 Evaluate and Correct Error

Actor/Role: Authorized User (EBS)

Description:

The recipient of the email looks through the information sent in the email detailing the records with error. Error correction is done manually. After error is corrected, AP Data Integration Process is invoked.

4.0 Identify Payment to Void

Actor/Role: Authorized User (EBS)

Description:

Authorized User selects payment intended to be cancelled.

4.1 Request to Void Payment

Actor/Role: Authorized User (EBS)

Description:

Authorized User goes to the Payables Actions Page to populate void details and initiate the void request.

4.2 Update Payment with Void Information

Actor/Role: EBS

Description:

The system cancels the payment with the information provided by the Authorized User.

4.3 Identify Voided Payments **Group: AP Data Integration**

Actor/Role: BPEL

Description:

The process extracts all payments canceled after the last successful integration run.

Customizable process N **Process Name:**

EBSToCCBAPDataBPELProcess

4.4 Transform Data Group: AP Data Integration

Actor/Role: BPEL

Description:

The process transforms the extracted cancelled payment information using standard XSLT shipped with the product.

Customizable process N **Process Name:**

EBSToCCBAPDataBPELProcess

4.5 Request to Cancel Payment Information Group: AP Data Integration

Actor/Role: BPEL

Description:

The integration process calls the BPEL wrapper to call the Adjustment Maintenance web service in C2M(CCB) to initiate cancel of the Adjustment with ID corresponding to the AP Request ID for the given payment.

Customizable process N **Process Name:**

CCBCancellationWebService

4.6 Update AP Request with Cancel Information

Actor/Role: C2M(CCB)

Description:

The Adjustment that initiated the AP Request is updated with the cancel information from EBS and the refund adjustment is cancelled.

4.7 Create To Do

Actor/Role: C2M(CCB)

Description:

If applicable, a To_Do is created upon cancellation of the adjustment.

Process Plug-in enabled Enabled Y **Available**

ADCA-CRTODO - Adjustment Cancellation - Create To Do Entry

4.8 Work To-Do

Actor/Role: Authorized User (C2M(CCB))

Description:

Authorized user works the assigned [To-Do](#) for the cancelled adjustment.

4.9 Log Error Group: AP Data Integration

Actor/Role: BPEL

Description:

If errors occur during extraction of the payment information from JDE, BPEL inserts the error into an error log table.

Customizable process N **Process Name:**

EBSToCCBAPDataBPELProcess

5.0 Send Email Group: AP Data Integration

Actor/Role: BPEL

Description:

Error notification process, if configured, will notify user by email of an error and the details associated with that error condition.

Note: No user interface is currently provided for the Error Log Table.

Customizable process N **Process Name:**

EBSToCCBAPDataBPELProcess

5.1 Evaluate and Correct Error

Actor/Role: Authorized User (EBS)

Description:

The recipient of the email looks through the information sent in the email detailing the records with error. Error correction is done manually. After error is corrected, AP Data Integration Process is invoked.

5.2 Identify Adjustment to Cancel

Actor/Role: Authorized User (C2M(CCB))

Description:

Authorized User, upon request, selects the AP Adjustment to cancel.

5.3 Cancel Adjustment

Actor/Role: Authorized User (C2M(CCB))

Description:

Authorized User cancels the selected adjustment and populates required information.

5.4 Update Adjustment with Cancel Information

Actor/Role: C2M(CCB)

Description:

Process cancels the adjustment and updates it with the cancel information.

Process Plug-in ~~enabled~~**Enabled** **Y** **Available**
Algorithm(s):

ADCA-CRTODO - Adjustment Cancellation - Create To-Do Entry
C1-CANSUSADJ - Cancel Suspense Adjustment

Configuration required **Y** **Entities to Configure:**

Installation Options-Framework,
Installation Options-Framework, Algorithms, System Event: Control Central Alert
Zones

5.5 Analyze and Process Cancel Request

Actor/Role: Authorized User (EBS)

Description:

Authorized User checks on the cancel request and works on it manually.

Note: Integration at this point has no automatic process to deal with cancellation of AP Adjustment in C2M(CCB) once the payment has been made in EBS.

Test Documentation related to the Current Process

ID	Document Name	Test Type

Document Control

Change Record

Date	Author	Version	Change Reference
12/29/2009	Rochelle Cister	Draft 1a	Initial Version
10/21/2010	Geir Hedman		Updated Title and Content page
11/08/2010	Yoko Iwahiro		Update business objects and algorithms
2/8/2011	Geir Hedman		Updated Document and Visio
1/14/2014	Muhssin Suliman		CC&B 2.4 Update
01/27/2014	Galina Polonsky		Reviewed, Approved
08/20/2015	Jane Cuenco Tan		Updated Document and Visio
09/08/2015	Galina Polonsky		Reviewed, Approved
08/16/2017	Ekta Dua		Updated Document and Visio to v2.6
09/15/2017	Genti Kondili		Update review and update details pertaining to the following actor/roles (Authorized User (C2M(CCB)) and C2M(CCB)).
09/27/2017	Galina Polonsky		Reviewed, Approved
08/13/2018	Jerry Chick		Minor grammatical and syntax corrections. Replaced Page 4 Visio flow with updated version. Added reference to the EXPRESS C2M GAP00085 configurable A/P download extract.
08/24/2018	Galina Polonsky		Reviewed, Approved
06/03/2019	Satva Kalavala		Updated format for 2.7
		08/28/2017	Galina Polonsky Reviewed, Approved

Attachments:

AP Integration Configuration



AP Integration
Configuration for CCE